

SOFTCHIEF LEARN



# MICROSOFT POWER PLATFORM & DYNAMICS 365 CE DEVELOPER

## LIVE TRAINING

### INTERNATIONAL STANDARD SYLLABUS

PL 900, PL 200, PL400, MB210



# SOFTCHIEF TRAINING ADVANTAGES

- 90 Hours Interactive Instructor-led Online Training
- Course study materials designed by subject experts
- Mock Tests to prepare in a best way
- Highly qualified, expert & accredited trainers with vast experience , MVPS, MCTs
- Enrich with Industry best practices and case studies and present trends
- End-to-end support via phone, mail, and chat  
Convenient Weekday/Weekend





# ***IMPORTANCE OF POWER PLATFORM & DYNAMICS 365 CE DEVELOPER TRAINING***

Professionals aiming for Microsoft Power Platform and Dynamics 365 CE Developers Certification need knowledge of Power Platform basics, Power Apps, Power Automate, Power BI, Power Pages, D365 sales APP and more, plus basic knowledge of C# dot net experience. After meeting prerequisites, candidates can undergo training and take the certification exam.






# ABOUT SOFTCHIEF

We are a professional training institute with an extensive portfolio of professional certification courses. Our training programs are meant for those who want to expand their horizons by acquiring professional certifications across the spectrum. We train small and medium-sized organizations all around the world, including in India, USA, Canada, Australia, UK, Ireland, Singapore, Dubai and Germany.

We've Trained Professionals across global companies



Guaranteed Quality



Certified Trainers



Global Presence



Online Trainings





## Eligibility CRITERIA

Candidates taking up Microsoft Power Platform and Dynamics 365 CE Developer Certification need to have basic knowledge of C# as this technology works on Less-code and No-code concept. Additionally, trainees should also fulfill the experience requirement in professional development and Microsoft Power Platform and Dynamics 365 CE. The candidate must have understanding about computers and its usage.

## WHY Attend TRAINING

Microsoft Power Platform and Dynamics 365 CE Developer Training course is conducted by SOFTCHIEF LEARN and is intended to train professionals for the PL900, PL200, PL400, MB210 Exam. The sessions are designed to address all the modules as prescribed by Microsoft. Candidates can choose live interactive online sessions while enrolling for the Microsoft Power Platform and Dynamics 365 CE Developer Training program. At the end of the session, candidates will have practical experience in developing Apps with Power Platform ecosystem. With this immense knowledge, trainees can easily attend the PL900, PL200, PL400, MB210 Exam and acquire the necessary passing marks to get certified as Power Platform Developer by Microsoft.



# Microsoft Power Platform & Dynamics 365 CE

## DEVELOPER TRAINING ADVANTAGE

01

CERTIFIES YOUR  
TALENT & SKILL

02

BUILD CUSTOMER  
LOYALTY

03

HELPS BUILDING  
VALUE

04

GLOBAL  
RECOGNITION

# POWER PLATFORM & DYNAMICS 365 CE DEVELOPER TRAINING SYLLABUS IN BRIEF

Module 1	Introduction
1	What is Power Platform
2	Power Platform Ecosystem & Architecture
3	Join 90 Days Free Developer Program
4	Concept of Environments & Azure Tenants
5	Project Overview
6	ER Diagram

Module 2	Working Solutions
1	Concept of Solution
2	Solution Components, Types of Component, Publisher, Prefix, Version
3	Solution Types – Managed, UN-managed, Default
4	Solution Patch & Clone
5	Export, Import, Publish
6	Solution Layer, Merge, Top-win


# POWER PLATFORM & DYNAMICS 365 CE DEVELOPER TRAINING SYLLABUS IN BRIEF

Module 3	Working with Dataverse
1	What is Dataverse & Its Features
2	Common Data Model
3	Data Modeling (Tables, Columns, Relationships)
4	UI Components (Forms, Views, Charts, Dashboards)
5	Business Rules, Alternate Keys
6	Security Matrix, BU, Users, Teams, Field Security, Hierarchy Security


Module 4	Power Apps
1	<b>Model Driven APP</b> <ul style="list-style-type: none"> <li>• Sitemap, App Design, Features, Manage Role, Global Dashboards, Advance Find, Fetch XML, Personal Views/User Views/ Default Views, Using Dataverse in MDA, Personal Settings</li> <li>• Custom Model Driven Apps</li> <li>• Microsoft Dynamics 365 CE Apps</li> <li>• Sales App (Module)</li> <li>• Customer Service App</li> </ul>
2	<b>CANVAS APP</b> <ul style="list-style-type: none"> <li>• Screens, Controls, CRUD, Delegation</li> <li>• Power FX, Variables, Integration, Security</li> <li>• Versioning, MDA v/s Canvas App, Monitor Tool</li> <li>• Test Studio, Responsive Concept</li> </ul>
3	<b>CUSTOM PAGE</b> <ul style="list-style-type: none"> <li>• Intro, Design pages, Using PowerFX in Custom Page</li> <li>• Integration with MDA</li> </ul>
4	Leverage Co-Pilot Integration in Power Apps



# POWER PLATFORM & DYNAMICS 365 CE DEVELOPER TRAINING SYLLABUS IN BRIEF



Module 5	Power Pages
1	Concept of Power Pages & Templates
2	Authentication & Authorization
3	Web Role, Table Permission, Contact
4	CRUD Operation with Dataverse, Lists, Basic Forms
5	Page, Web Template, Page Template, HTML, CSS Usage
6	Form Metadata, Form Validation, jQuery, JS Validations
7	Server Side Code Liquid usage
8	Power Page Settings, Content Snippets, Web Files
9	Leverage Co-Pilot in Power Pages



Module 6	Power Automate
1	Concept of Power Automate
2	Types of Power Automate
3	Trigger, Connector & Actions
4	Instant, Automated, Scheduled, Desktop Flows,
5	Approvals
6	Exception handling
7	Third Party integration
8	Variables, Loops, Control Statements, Parallel Branch
9	Leverage Co-Pilot in Power Automate

# POWER PLATFORM & DYNAMICS 365 CE DEVELOPER TRAINING SYLLABUS IN BRIEF



Module 7	Power Virtual Agent (Co-Pilot Studio)
1	Concept of Chat bots
2	Topics and Trigger Phrases
3	Actions
4	Calling Flow for Integration
5	Deployment
7	Third Party integration
8	use Co-Pilot

Module 8	Power BI
1	Working with Data source
2	Work spaces
3	Power BI Online, Power BI Desktop
4	Reports, Visualizations, Power Query Editor
5	Datasets
7	Dashboards
8	Integration with Model Driven App, Publish Live

# POWER PLATFORM & DYNAMICS 365 CE DEVELOPER TRAINING SYLLABUS IN BRIEF

Module 9	Advanced Configurations
1	Data Management - Duplicate Detection, Data Imports
2	Auditing Features
3	Reports Generation
4	Templates - Email, Document
5	System Settings
7	Language Setup
8	Other Settings

Module 10	Legacy Integration
1	SharePoint Integration
2	Outlook Integration
3	One Drive Integration
4	One Note Integration
5	Export/ Import Translations
7	Bulk Deletion
8	Roll-up Queries

# POWER PLATFORM & DYNAMICS 365 CE DEVELOPER TRAINING SYLLABUS IN BRIEF

Module 11	Customization & Enhancement
1	Classic Workflows & System Jobs
2	Custom Actions & Custom API, WEB API
3	Business Process Flows
4	Commanding & PowerFX
5	Ribbon Workbench
7	Web Resources & Form Scripts, Command, Workbench
8	Plugin Development, Custom Workflow Development

Module 12	Integration
1	Console App Batch Jobs
2	Azure Integration with Logic App, Service Bus, Queue
3	Working with Web hooks
4	Third Party Integration using Power Automate
5	Third party WEB API Calls
7	Native Integration
8	Best Practices

# POWER PLATFORM & DYNAMICS 365 CE DEVELOPER TRAINING SYLLABUS IN BRIEF

BONUS	BONUS VIDEOS ON IMPORTANT TOPICS - Pre-recorded
1	WORKING WITH DEV OPS FOR ALM
2	WORKING WITH PCF COMPONENTS
3	WORKING WITH RESPONSIVE CANVAS & CUSTOM PAGES
4	WORKING WITH AI FEATURES & AI MODELS BUILDERS
5	Important Links
7	Important Tools
8	CV Guidance



# SOFTCHIEF LEARN



# CONTACT



[www.softchief.com](http://www.softchief.com)



[support@softchief.com](mailto:support@softchief.com)



+91-832 886 5778



Bhubaneswar, Odisha, India



[www.softchief.com](http://www.softchief.com)